

DIAGNOSTIC TESTS TO DETECT COVID-19

Update: December 2020

MedTech Europe



Different types of COVID-19 tests:

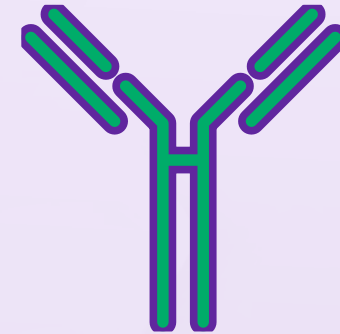
Molecular tests



Antigen tests



Serology tests



Different types of COVID-19 tests

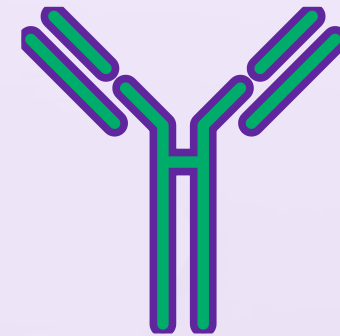
Molecular tests



Antigen tests



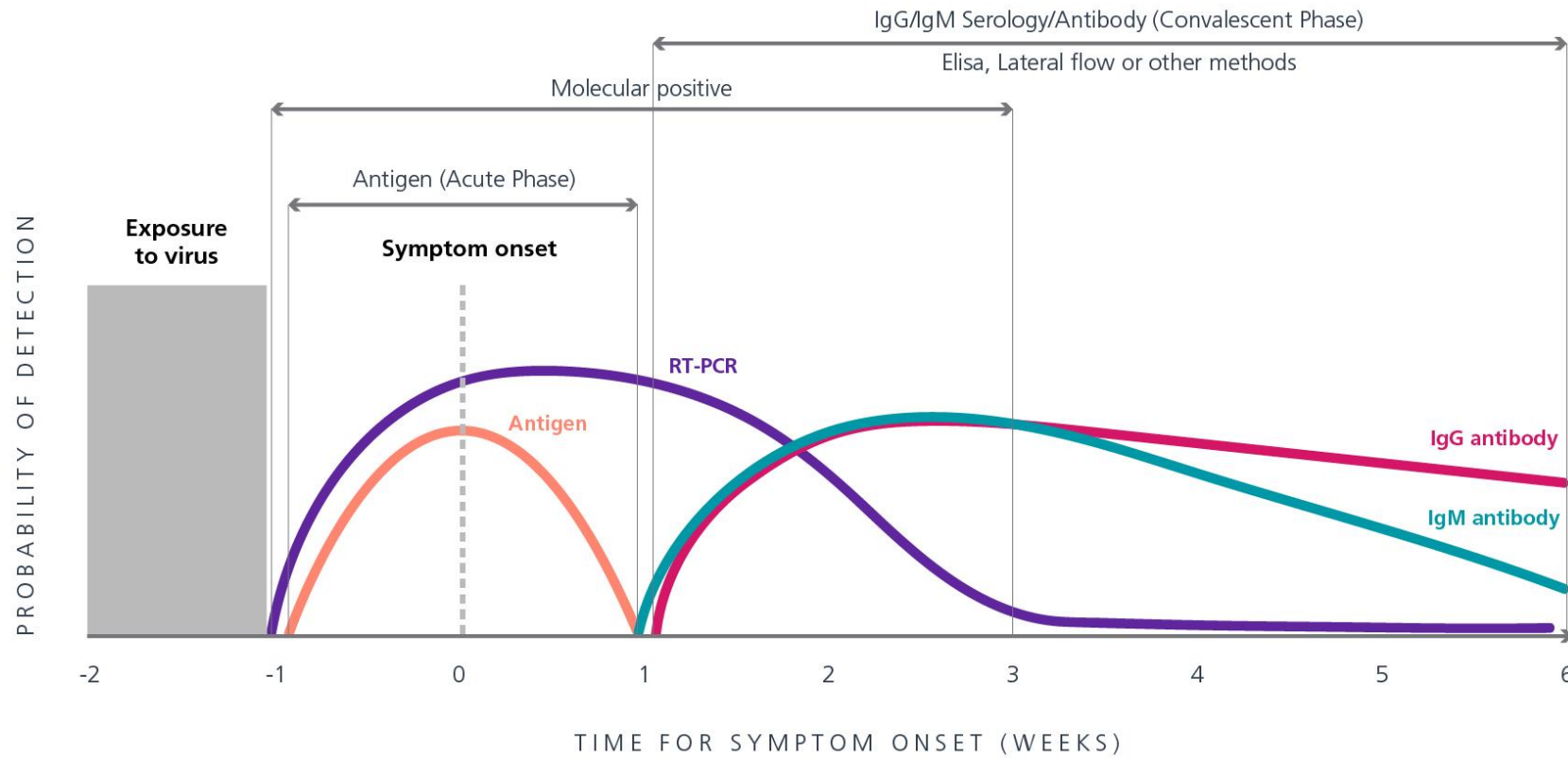
Serology tests



Current presence of virus
(but not previous contact)

Immune response
(previous contact with COVID-19)

The tests are for different points of disease progression



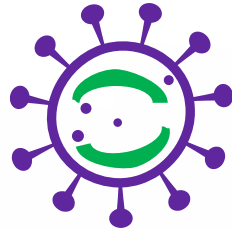
Molecular-based tests – How do they work?

Sample collection



Nose / nasopharyngeal (NP) / throat swab

Detection



Zoom in on the genetic signature of the virus (RNA)

What these tests say



Detect current COVID-19 infection

Why they are helpful



1. Molecular tests are highly sensitive and specific
2. Allow for testing people at an early stage of the infection
3. Can inform on the spread of the virus
4. Provide relevant information for case confirmation and isolation guidance

Molecular-based tests – Resources

Where tests are performed



- First sample can be **taken anywhere**
- New point-of-care with **mobile devices** e.g. clinics, doctors' offices, mobile drive-in sites



- Preparation / analysis happens in **laboratories**
- Laboratories can run **larger batches** (thousands per day) than point-of-care

Components / accessories



Nose /nasopharyngeal (NP) / throat swabs



Personal protective equipment



Additional external reagent may be needed depending on platform (lab or point-of-care)



Molecular testing reagents including quality controls



Molecular testing equipment

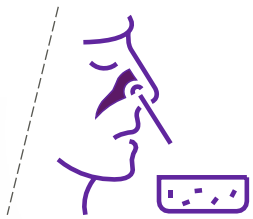
Antigen-based tests – How do they work?

Sample collection

Detection

What these tests say

Why they are helpful



Sample types vary according to technology used (e.g., upper respiratory tract swabs or other biological fluid collectors)

Identify presence of proteins of the virus (**antigens**)

Detect current COVID-19 infection

Access:

- Can be done in a doctor's office
- Laboratories can run large batches
- Could be developed and validated for self-testing

Antigen-based tests – Resources

Where tests are performed



- First sample can be **taken anywhere**
- New point-of-care with **mobile devices** e.g. clinics, doctors' offices, mobile drive-in sites
- **Laboratories** can run **larger batches** (thousands per day) than point-of-care.



- Preparation / analysis **depend on local regulations**
- Done by healthcare professionals on mobile units in **emergency wards, clinics and doctors' offices**

Components / accessories



Upper respiratory tract
Swabs or other biological fluid collectors



Personal protective equipment



Additional external reagent may be needed depending on platform (lab or point-of-care)



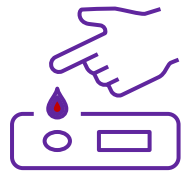
Antigen testing reagents including quality controls



Antigen testing equipment


Serology tests – How do they work?

Sample collection



Blood samples (venous, capillary or serum)

Detection



Detect if person has developed antibodies

What these tests say



Detect previous contact with COVID-19

Why they are helpful



1. Provide important information on diffusion of infection for large portions of populations
2. Will play a major role in vaccine development, including monitoring pre / post vaccinal immunity

Presence of IgM antibodies suggests that the person is in the early stage of the infection. Presence of both IgM and IgG (which develop later during the course of infection) suggest that the patient is in a later stage of the disease.

Serology tests – Resources

Where tests are performed



- First sample can be **taken anywhere**
- Point-of-care tests with **mobile hand-held devices** in clinics, doctors' offices or even mobile drive-in sites



- Preparation / analysis **done in clinical labs on large automated systems**
- Laboratory tests can **run large batches (thousands per day)** when compared to point-of care capacity

Components / accessories



Lancet or blood sample collectors



Personal protective equipment



Additional external reagent may be needed depending on platform (lab or point-of-care)



Serology testing reagents including quality controls



Serology testing machines



Molecular tests



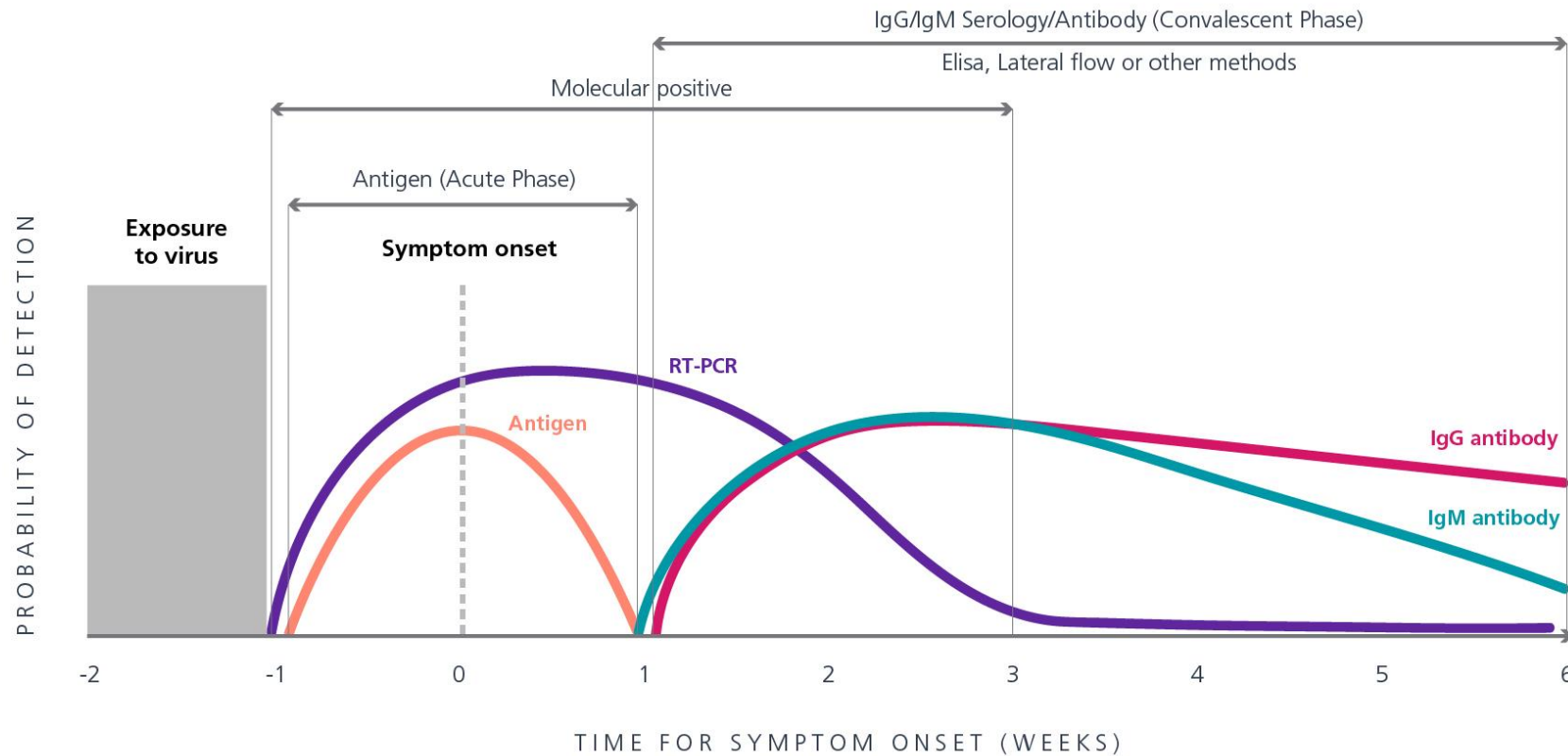
Antigen tests



Serology tests

	<ul style="list-style-type: none"> • Detect presence of virus 	<ul style="list-style-type: none"> • Detect presence of virus 	<ul style="list-style-type: none"> • Detect immune response to virus
Sample collection	<ul style="list-style-type: none"> • Nasal / Nosopharyngeal / throat swab or other different sample types (e.g. bronchoalveolar lavage fluid, saliva) 	<ul style="list-style-type: none"> • Nasal / Nosopharyngeal / throat swab or other different sample types (e.g. bronchoalveolar lavage fluid, saliva) 	<ul style="list-style-type: none"> • Blood samples (venous, capillary or serum)
Detection	<ul style="list-style-type: none"> • Zoom in on genetic signature of the virus (RNA) 	<ul style="list-style-type: none"> • Detect presence of proteins of the virus (antigens) 	<ul style="list-style-type: none"> • Detect if person has developed antibodies
What these tests say	<ul style="list-style-type: none"> • Detect current or recent COVID-19 infection 	<ul style="list-style-type: none"> • Detect <u>current</u> COVID-19 infection 	<ul style="list-style-type: none"> • Detect <u>previous contact</u> with COVID-19
Why it is helpful	<ul style="list-style-type: none"> • Molecular tests are highly sensitive and specific • Allow for testing people at an early stage of the infection • Can inform on the spread of the virus • Provide relevant information for case confirmation and isolation guidance 	<ul style="list-style-type: none"> • Can be done from point of care to centralized testing in automated laboratories • High sensitivity only in the period of infectiousness, allowing to quarantine only infectious individuals 	<ul style="list-style-type: none"> • Provide important information on diffusion of infection for large portions of populations • Will play a major role in vaccine development, inc. monitoring pre / post vaccinal immunity
Where these tests are performed	<ul style="list-style-type: none"> • First sample taken anywhere • New point-of-care with mobile devices e.g. clinics, doctors' offices, mobile drive-in sites • Preparation / analysis happens in laboratories • Laboratories can run larger batches (thousands per day) than point-of-care 	<ul style="list-style-type: none"> • First sample taken anywhere • New point-of-care with mobile devices e.g. clinics, doctors' offices, mobile drive-in sites • Preparation / analysis depend on local regulations • Laboratories can run larger batches (thousands per day) than point-of-care 	<ul style="list-style-type: none"> • First sample taken anywhere • Point-of-care tests with mobile hand-held devices in clinics, doctors' offices or even mobile drive-in sites • Preparation / analysis done in clinical labs on large automated systems • Laboratory tests can run large batches (thousands per day) when compared to point-of care capacity
Components / accessories	<ul style="list-style-type: none"> • Upper respiratory tract swabs or other biological fluid collectors • Personal protective equipment for medical staff • Additional external reagent may be needed depending on platform (lab or point-of-care) • Molecular testing reagents including quality controls • Molecular testing equipment 	<ul style="list-style-type: none"> • upper respiratory tract swabs or other biological fluid collectors • Personal protective equipment • Additional external reagent may be needed depending on platform (lab or point-of-care) • Antigen testing reagents including quality controls • Antigen testing equipment 	<ul style="list-style-type: none"> • Lancet or blood sample collectors • Personal protective equipment • Additional external reagent may be needed depending on platform (lab or point-of-care) • Serology testing reagents including quality controls • Serology testing machines

The tests are for different points of disease progression



Safety and performance of COVID-19 tests



All COVID-19 tests must...

Be purchased from reliable diagnostic tests producers

Adhere to strict regulatory procedures before they get to the market

Comply with essential **requirements for safety and performance** of diagnostic tests

Meet market surveillance mechanisms set-up to ensure that products are further monitored once they are in the market

Follow requirements and procedures set by the laws, which in turn ensure reliability and accuracy of these tests

Prior to purchasing tests, all safety and performance information must be obtained, analysed, and properly taken into account

Terminology on testing for COVID-19

Laboratory testing: Testing that takes place in a specialised laboratory with specific infrastructure, equipment, and trained personnel.


Point-of-care (POC) or near-patient testing: Testing that takes place at the time of the consultation with the results made available in a short time (from few minutes to generally less than one hour).

Rapid tests: These tests are used singly or in small series and involve simple procedures. Devices validated to run these types of tests have been designed to give a fast result (in less than 1 hour). They may be intended either for use in laboratories or in point-of-care settings.

Self-sampling: Self-sampling implies the possibility for patients to collect the sample themselves. The sample can then be sent to a laboratory for central testing or be tested by the patients themselves, in a case where a test is classified as a self-test. *Depends on local regulations.*

Self-testing: Self-testing is performed with a device intended to be used by anyone even without formal healthcare or medical experience in their own environment, such as their homes. (e.g. pregnancy test, blood glucose monitoring...). *Depends on local regulations.*

References

 MedTech Europe
from diagnosis to cure

What Types of Diagnostic Tests Exist to Detect COVID-19?

10 April 2020

A critical element for combatting the COVID-19 pandemic is to have suitable diagnostic tests available. There are generally two very different types of COVID-19 tests:

- I. Molecular based COVID-19 tests:** these tests detect the presence of the virus but not if the person has previously been in contact with the virus
- II. Serology tests for COVID-19:** these tests detect the immune response against the virus (the production of antibodies), meaning that the person has previously been in contact with the virus

I. Molecular based COVID-19 tests

A. What are molecular based COVID-19 tests?

These tests detect the presence of the virus but not if the person has previously been in contact with the virus.

A molecular test is a highly sensitive and specific technique. The tests allow for testing people at an early stage of the infection. They also allow, when performed in laboratories in larger quantities, for assumptions about the nature and spread of the virus in a whole population. This is an important information for case confirmation and isolation guidance for authorities in order to take appropriate measures to protect the people.

B. How do these tests work?

Molecular based COVID-19 tests work with a sample taken from a person's **nose or back of the throat**. The tests look at a specific viral genetic material showing the presence of the virus in the body.

C. Where are these tests performed?

The first step of taking a sample through a swab, can be done anywhere, if the medical staff is well protected by using personal protective equipment (PPEs). The preparation and analysis of the sample is usually happening in specialised and approved laboratories by large, immobile molecular machines. There are also new 'point-of-care' molecular tests. Those can be performed with mobile devices in clinics, doctors' offices or even mobile drive-in sites.

www.medtecheurope.org Page 1 of 5


B. How do these tests work?

Serology tests work with a blood sample of a person. These immunoassays could run in one or multiple steps with reagents being added and washed away or separated at different points in the assay.

The tests detect the presence and level of antibodies in a person's body, called IgM and IgG. Firstly, the presence of IgM develops and suggests that the person is still in a rather early stage of the infection. Secondly, a bit later in the infection the presence of IgG develops in parallel to the IgM. Finally, when

www.medtecheurope.org Page 2 of 5

- This presentation offers information on the **types of diagnostic tests that exist to detect COVID-19: what they are and how they work**



For more information

Jean-Noël Bouillon
Director, IVD Member Relations
j.bouillon@medtecheurope.org

Visit our website

[MedTech Europe COVID-19
information hub](#)